

WHAT IS A G. P. A?

Naviance Student

Welcome!

Entry Task:

1. Log on to your Chromebook

1. Log in to **Naviance**



2. Click on **My Planner > Tasks**



Password:
district
password


3. Complete the **GR 6 Lesson 2 Entry Task – GPA** survey

HSBP 6th Grade Lessons

Plan for Success with
S.M.A.R.T Goals

What is a G.P.A?

Reflecting on My Progress



Lesson Tasks

Access personal student account to check district online grades

Calculate current grade point average (GPA) based on first semester grades

Reflect on why their GPA is an indicator of success in middle school, high school, and beyond

Learning Outcomes

Students will understand that one of the key indicators of success in middle school and future success in high school is demonstrated by their grade point average (GPA).

Students will understand that GPA combined with attendance habits and connecting with teachers will continue their school success throughout middle school, high school, and beyond.

CALCULATING YOUR G.P.A

How do I Calculate my GPA?

Starting in middle school you receive a letter grade for each class based on your academic performance.

Each letter grade is worth a set number.


You add up each number and divide by the total number of classes to get the average.

Calculating a GPA

Here is an example of a GPA scale.

If I had the following grades...

Class	Grade
Period 1	A
Period 2	B+
Period 3	B
Period 4	C+
Period 5	C
Period 6	A-
Period 7	B



A	4.0
A-	3.7
B+	3.3
B	3.0
B-	2.7
C+	2.3
C	2.0
C-	1.7
D+	1.3
D	1.0
D-	0.7
F	0.0

wikiHow to Convert a Percentage into a 4.0 Grade Point Average

My **GPA** would be a **3.04**.

Your Turn...Let's Calculate

Step 1: Go to your school's website

Step 2: Click the **Grades & More** icon



Step 3: Click the **Middle/High School** icon



Step 4: Login with your ID# and password & click **Sign in.**

A login form with a light blue border. On the left is an icon of a computer monitor with a padlock. To the right are two input fields: 'Username' and 'Password'. Below the 'Password' field is a 'Sign in' button, which is circled in red. To the right of the button is a blue link that says 'Forgot Password'.

Your Turn...Let's Calculate

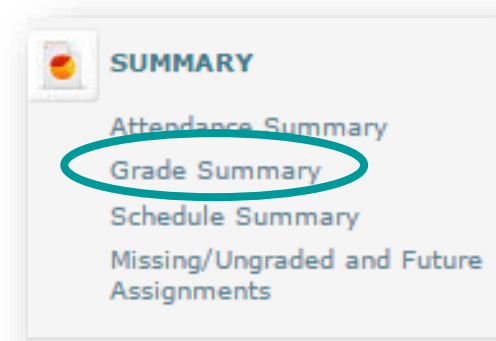
Step 5: On the left, click **Grade Summary**

Step 6: Look at your grades for **Fall Semester** and calculate your **GPA**

Step 7: On your handout, fill in the **class name**, **letter grade**, and **G.P.A. value** on the chart.

Step 8: **Add** all the G.P.A. values together, then **divide** by the total number of classes with grades.

Step 9: Write your G.P.A. in the **My GPA=** box provided on the handout.



My GPA =

OTHER SUCCESS INDICATORS

Did You Know...?



G.P.A is only **one** of the indicators demonstrating that you are a successful middle school student.

GPA reflects of your...

- **Attendance**
- **Engagement** and
- **Effort** put towards learning

Attendance – GPA Connection

Have you been absent this year?

Think about how you felt when you came back to school...

- **Confused** because you missed instruction
- **Anxious** because you don't know what to do in class
- **Stressed** because you have extra homework

Attendance – GPA Connection

Coming to school each day helps you...

- understand the class content
- ask questions if needed
- stay on top of classwork and homework

***This means a better grade in the class and a higher GPA!**



Engagement - GPA Connection

Have you ever felt like this in a class?

- **Frustrated** because you don't understand what the teacher is talking about
- **Afraid** to ask questions and be singled out
- **Unsure** if the teacher "likes" you
- **Uninterested** because you don't feel like what your learning is relevant

Engagement - GPA Connection



It is normal to feel **more engaged** in some classes than others because...

- You like the subject or content
- You like the teacher and feel comfortable in their class

If you feel **disengaged** in a class...

- Try to communicate with your teacher about what you need
- Ask your counselor, family, or friends for help.

***Engaging in learning allows you to demonstrate your understanding of the content typically resulting in a better grade and higher GPA!**

Effort – GPA Connection

Have you ever felt like this in a class?

- The class is **too easy** and you barely need to work to get an A.
- The class is **very challenging** and no matter what you do, you can't seem to get a good grade.
- The class is **extremely confusing** and you don't know where to even start so you are not going to try at all.

Effort - GPA Connection

Effort only fully releases its reward after a person refuses to quit.

Napolean Hill

meetville.com

Remember that you are in control of your own learning!

Effort is about **perseverance a grit!**

- **Ask** for help when you need it
- **Communicate** when you are confused or when you need more of a challenge

***Increased effort in the class will be evident based on your grade at the end of the semester and overall GPA.**



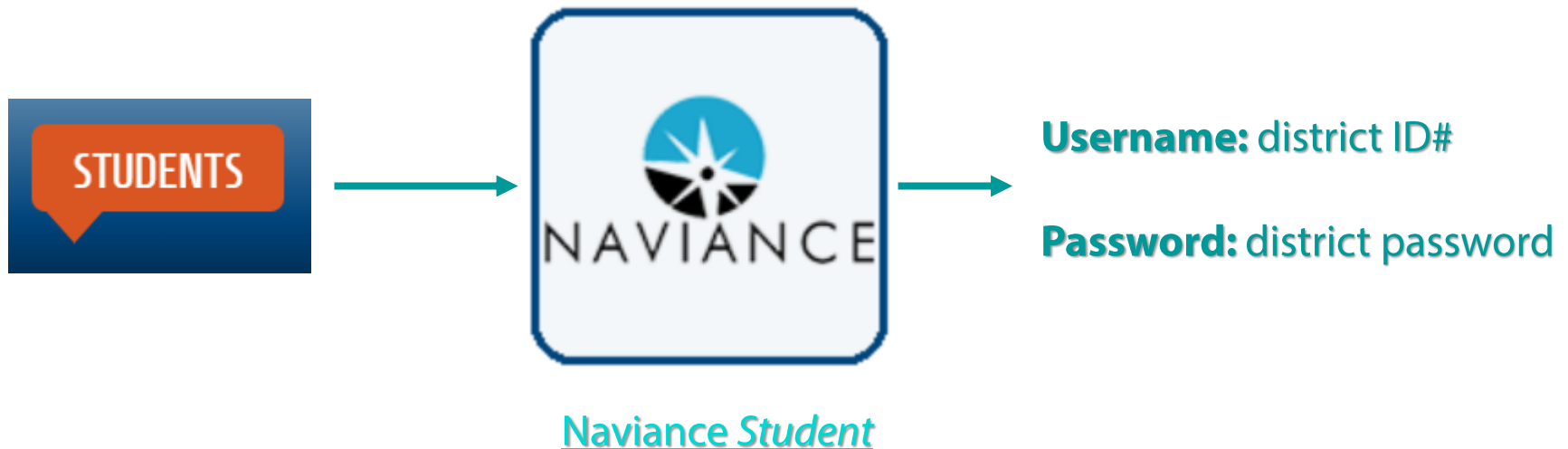
USING NAVIANCE TO TRACK YOUR GPA PROGRESS

Log in to Naviance Student

Click **Students** from school website

Click **Naviance** button

Log in with district ID# and password



Journaling About My G.P.A

Click on **About Me**

About Me

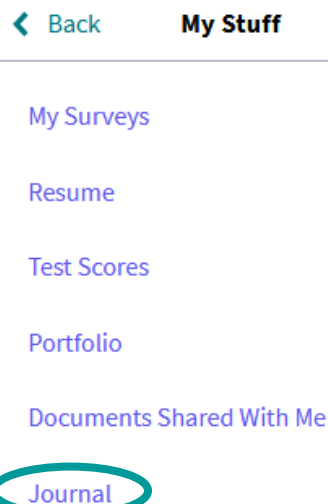
Click **My Stuff**

My Stuff



Click **Journal** then click the ink  to add your entry

In the **Subject** area, type **6th Grade GPA**



Type your current G.P.A. and **one sentence** about what you want to work on. (*attendance, engagement, effort*)

Click **Add** when finished

Add

COMPLETE THE LESSON...

Complete the Lesson...

To complete the lesson, be sure that you have finished the your **GR 6 Lesson 2 Entry Task – GPA** survey and created one **journal entry about** what indicator (*attendance, engagement, effort*) you will work on to be successful in middle school.

Stay Up to Date by Following...

@EPSNAV



epsnav



- Get the most current updates on *colleges, careers, scholarships, financial aid, etc.* without logging in!
- Instant notifications and *Naviance Student* information comes directly to you!

Naviance Questions?

If you have any questions, please contact naviance@everettsd.org.

Be sure to provide your name and school.

To check messages sent to you through Naviance *Student*, login and click the icon for your **messages** in the upper-right corner.

